

# English

**Monday 25<sup>th</sup> January 2021**

Today we will revise what we know about verbs and use our learning to help us appreciate a poem by Michael Rosen.



# Today's activities

**IMPORTANT!** Parent or Carer – Please read this page with your child and check that you are happy with what they have to do and with any weblinks or use of the Internet required.



This symbol shows **optional challenges**. You don't have to do these but you can if you want to and if you have the time.

## 1. Time to recap

Let's begin by reviewing what we learned earlier this term all about verbs. Then complete the left hand section of the sheet on **page 4**.

## 2. Perfect Poetry

Read all about the author Michael Rosen and listen to his poem "Don't".

There's an **optional challenge** to have a go at performing all or part of the poem for your family if you want to.

## 3. It's all about the verbs!

You will identify verbs in the poem and think of synonyms for the word 'put'. Hold on to these activities as you will need them tomorrow.

## 4. What did you think?

Reflect on the poem and explain your views.

# Review

A **verb** is an **action word**. It tells us what someone or something is **doing**...



Iris **dances** like a ballerina.

Have another look at this video to remind yourself about our learning and then complete the challenge on the next page.

<https://www.youtube.com/watch?v=lvMFQoOk4To>



# Do you remember?

## Activity 1: SPaG Revision challenge

### Understand

Verbs are words that show actions.

**Underline** the **verbs** in these sentences.

Annie jumped on the bus.

The hungry lions hunt for their prey.

In assembly, we sing songs.

**Write a verb** to complete the sentence.

We all love to \_\_\_\_\_ outside.

Elephants use their trunk to \_\_\_\_\_ food.

You can \_\_\_\_\_ an ice cream.

### Challenge

**Write** a list of actions the children are doing in this picture. Remember that these words are called **verbs**.



\_\_\_\_\_

\_\_\_\_\_

\_\_\_\_\_

\_\_\_\_\_

\_\_\_\_\_

\_\_\_\_\_

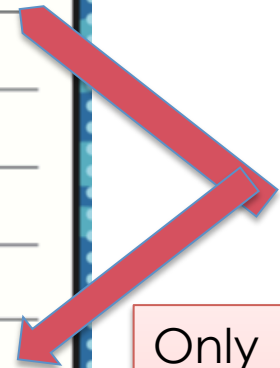
\_\_\_\_\_

\_\_\_\_\_

Choose one of the **verbs** for the picture and write a **sentence**.

\_\_\_\_\_

\_\_\_\_\_



Only complete this part of the sheet if you want to!

# Learn Screen

## Who is Michael Rosen?



**Michael Rosen** is a famous children's author and poet. You may well have heard of some of his books.

He grew up in London and both his parents were teachers. He always loved words and when he was older he became a writer. He often writes about his family and things that have happened to him. You can find out more about him by reading some of these questions and answers from an interview he did with some KS1 children.




<https://www.michaelrosen.co.uk/purbrook/>

I've also put the link on our Remote Learning page.

# Books! Books! Books!

## All about Michael Rosen

Michael Rosen has written lots of children's books as well as lots of poems. These are just a few of his books. *Have you read any? Did you enjoy them?* Talk to your grown up and let me know too- just send me an e-mail or, better still, photos of you reading a Michael Rosen book.



# Perfect Poetry

## Activity 2: Listen to a poem

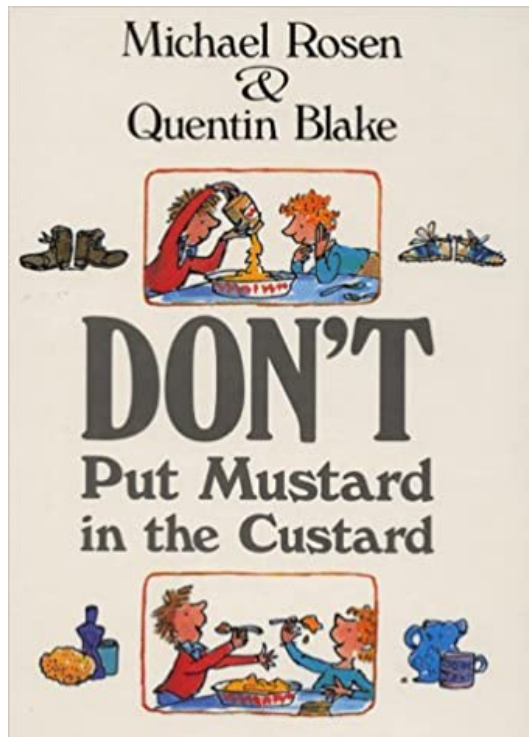
### Your Task

Go to

<https://www.youtube.com/watch?v=Oaq3gzswei0>

and listen to Michael Rosen reading his poem 'Don't'.

Then listen again, using the copy of the poem on the next page to help you read along with him. Notice how he emphasises certain words. Why does he do that? What effect does it have? Talk to your grown up about your ideas.



## Don't

Don't do,  
Don't do,  
Don't do that.  
Don't pull faces,  
Don't tease the cat.

Don't pick your ears,  
Don't be rude at school.  
Who do they think I am?

Some kind of fool?



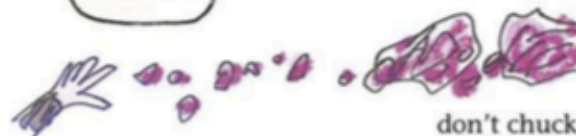
One day  
they'll say,  
Don't put toffee in my coffee,  
don't pour gravy on the baby,  
don't put beer in his ear,  
don't stick your toes up his nose.



Don't put confetti on the spaghetti  
and don't squash peas on your knees.




Don't put ants in your pants,  
don't put mustard in the custard,



don't chuck jelly at the telly

and don't throw fruit at a computer,  
don't throw fruit at a computer.



Don't what?  
Don't throw fruit at a computer.  
Don't what?  
Don't throw fruit at a computer.  
Who do they think I am?  
Some kind of fool?







# Perfect Poetry

Optional challenge: Perform a poem

Michael Rosen has some great tips for performing a poem.

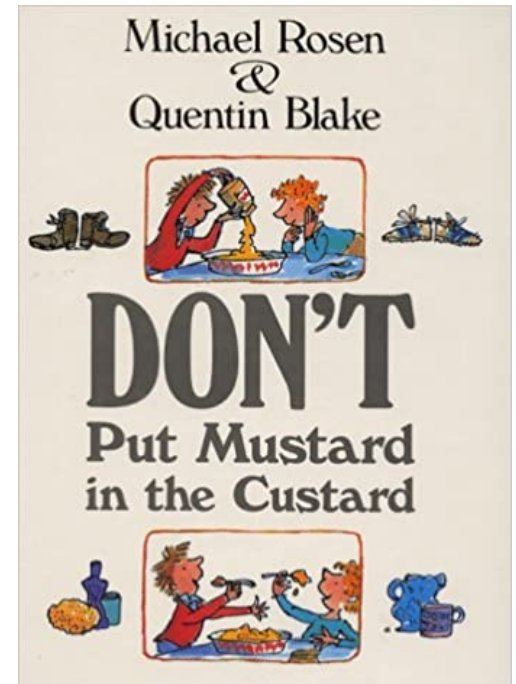
Take a look at:

<https://www.youtube.com/watch?v=RvV23xoZRkl>

## Your Task

Choose either page 4 or 5 and have a go at performing it to your family.

(I'd love to see it too so feel free to send me your videos)



# It's all about the verbs!

## Activity 3: Find the verbs

### Talking Time

Look back at the poem "Don't" by Michael Rosen. It's full of verbs. Can you find them?

Either highlight them or make a list. Hold on to your list as we will need it in tomorrow's lesson.



# It's all about the verbs!

## Activity 3: Vocabulary challenge

In the poem, Michael Rosen uses the verb “put” quite a lot. It works really well in the poem, but I wonder if you can think of any synonyms for it.

Remember a synonym is a word that means the same.

Now I want you to create a word web – there's a template on the next page. You will need this tomorrow too!

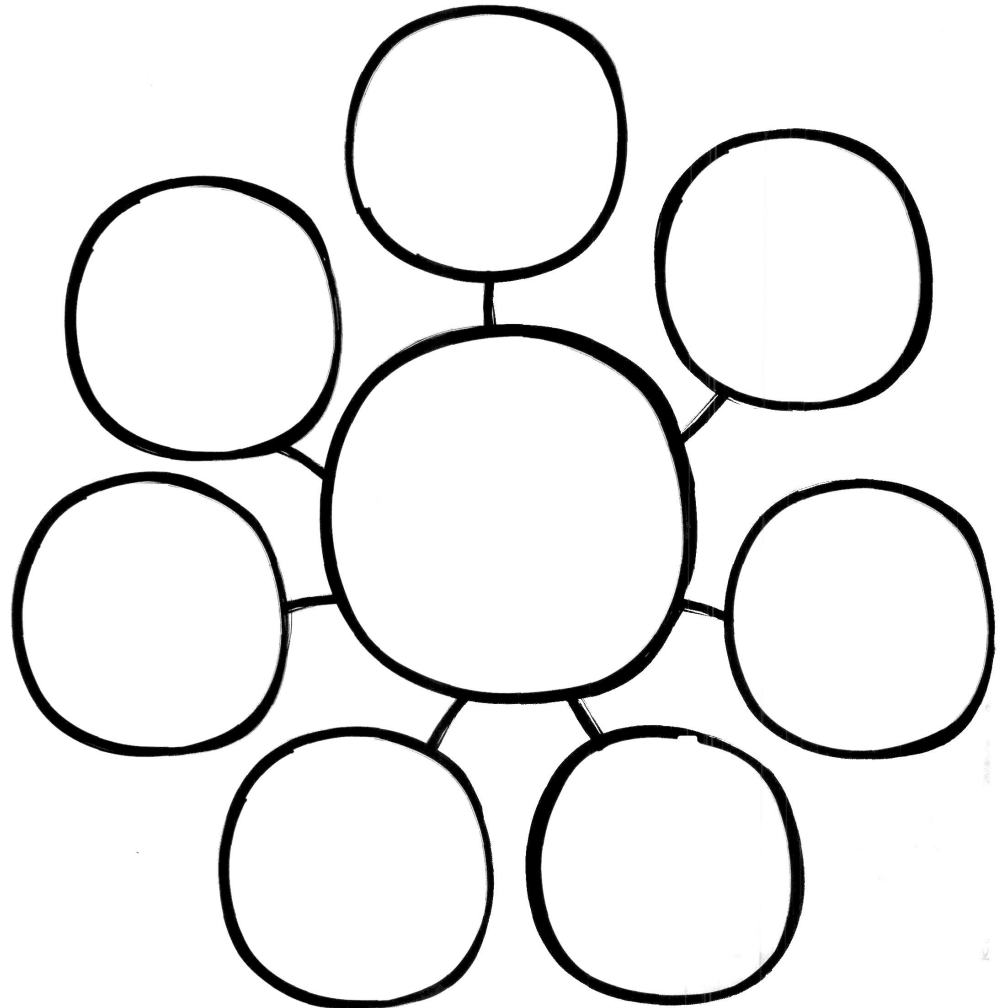


# It's all about the verbs!

## Activity 3: Vocabulary challenge

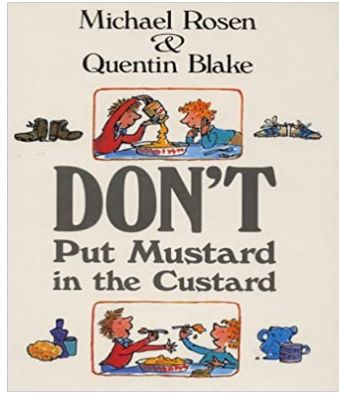
### Your Task

Using this sheet, complete a word web for 'put'. Write 'put' in the centre and think of other words that mean the same. How many can you find?



# Let's Think

## Activity 4: What did you think?



Now that you have read – and performed - this fabulous poem, I'd like to know what you think of it. Use the questions on the next page to help you explain your ideas.

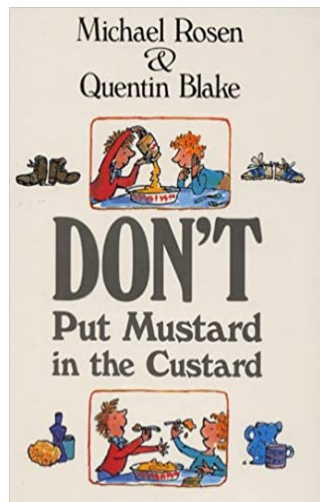

Remember to write in full sentences and I'll be checking for capital letters and full stops!

? ? ?  
**THOUGHTS?**  
? ? ?



# Let's Explain

## Activity 4: What did you think?



- Did you like the poem? Why/ why not?
- Did you notice any patterns in the poem?
- If you could ask one question about the poem what would it be?
- Did you notice any rhymes in the poem? Give some examples.
- What effect did it have on you when you read it?

# ANSWERS



# Answers

## Activity 1: SPaG Revision challenge

**Understand**  
Verbs are words that show actions.  
**Underline the verbs** in these sentences.

Annie jumped on the bus.

The hungry lions hunt for their prey.

In assembly, we sing songs.


**Write a verb** to complete the sentence.

We all love to play/go outside.

Elephants use their trunk to eat/devour food.

You can have/buy an ice cream.

Y2 SPaG Cha  
Verb





Well done year 2. You have worked so hard and I can't wait to see your work.

